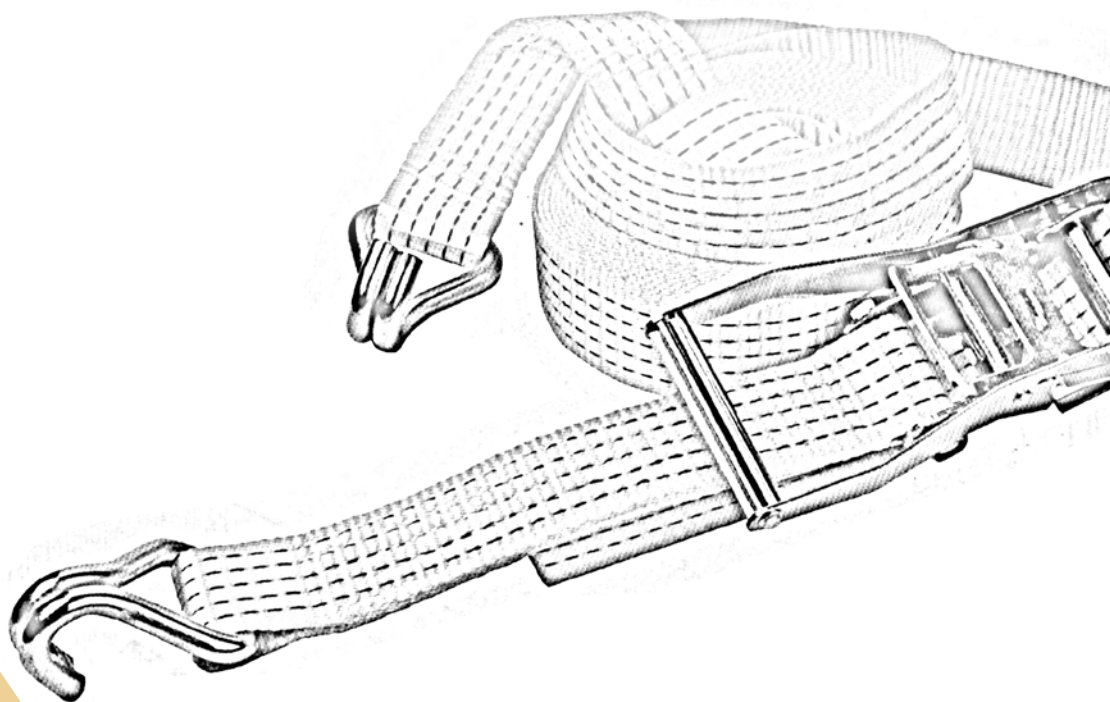


# NGVAMACH

FASCE - ANCORAGGI  
BRACHE - PENDENTI A CATENA  
ACCESSORI GRADO 80
















**Su richiesta si producono fasce su misura e con portate superiori**



CODICE	LARGHEZZA FASCIA IN MM	COLORE EN 1492-1 KG	β									
			0°-7°	7°-45°	45°-60°	45°	45°	45°-60°	45°-60°			
			1.0	0.8	2.0	1.4	1.0	1.4	1.12	1.0	0.8	
<b>FP</b>	<b>30</b>	<b>1000</b>	1.0	0.8	2.0	1.4	1.0	1.4	1.12	1.0	0.8	
<b>FG</b>	<b>60</b>	<b>2000</b>	2.0	1.6	4.0	2.8	2.0	2.8	2.24	2.0	1.6	
<b>FY</b>	<b>90</b>	<b>3000</b>	3.0	2.4	6.0	4.2	3.0	4.2	3.36	3.0	2.4	
<b>FGY</b>	<b>120</b>	<b>4000</b>	4.0	3.2	8.0	5.6	4.0	5.6	4.48	4.0	3.2	
<b>FB</b>	<b>150</b>	<b>5000</b>	5.0	4.0	10.0	7.0	5.0	7.0	5.6	5.0	4.0	
<b>FB</b>	<b>180</b>	<b>6000</b>	6.0	4.8	12.0	8.4	6.0	8.4	6.72	6.0	4.8	
<b>FBE</b>	<b>240</b>	<b>8000</b>	8.0	6.4	16.0	11.2	8.0	11.2	8.96	8.0	6.4	
<b>FO</b>	<b>300</b>	<b>10000</b>	10.0	8.0	20.0	14.0	10.0	14.0	11.2	10.0	8.0	

Su richiesta si producono brache su misura  
e con portate superiori



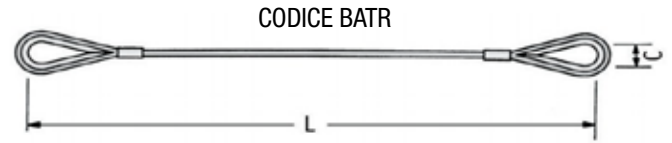
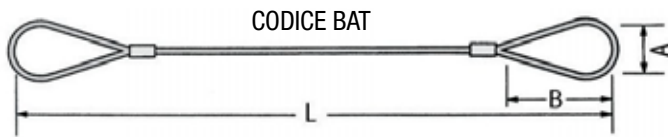
CODICE	COLORE EN 1492-1 KG	$\beta$										
		0°-7°	7°-45°	45°-60°	UP TO 45	45°-60°	45°	45°	45°-60°	45°-60°		
												
		1.0	0.8	2.0	1.4	1.0	0.7	0.5	1.4	1.12	1.0	0.8
<b>BP</b>	1000	1.0	0.8	2.0	1.4	1.0	0.7	0.5	1.4	1.12	1.0	0.8
<b>BG</b>	2000	2.0	1.6	4.0	2.8	2.0	1.4	1.0	2.8	2.24	2.0	1.6
<b>BY</b>	3000	3.0	2.4	6.0	4.2	3.0	2.1	1.5	4.2	3.36	3.0	2.4
<b>BGY</b>	4000	4.0	3.2	8.0	5.6	4.0	2.8	2.0	5.6	4.48	4.0	3.2
<b>BR</b>	5000	5.0	4.0	10.0	7.0	5.0	3.5	2.5	7.0	5.6	5.0	4.0
<b>BB</b>	6000	6.0	4.8	12.0	8.4	6.0	4.2	3.0	8.4	6.72	6.0	4.8
<b>BBE</b>	8000	8.0	6.4	16.0	11.2	8.0	5.8	4.0	11.2	8.96	8.0	6.4
<b>BO</b>	10000	10.0	8.0	20.0	14.0	10.0	7.0	5.0	14.0	11.2	10.0	8.0



CODICE	PORTATA kg	PORTATA kg	LARGHEZZA MM	LUNGHEZZA M
				
NCR0105	500	1000	25	0,5 + 4,5
NCR0206	1000	2000	35	0,5 + 5,5
NCR0306	1500	3000	38	0,5 + 5,5
NCR0409	2000	4000	50	0,5 + 8,5
NCR0509	2500	5000	50	0,5 + 7,5
NCR0510	2500	5000	50	0,5 + 9,5
NCR1010	5000	10000	100	0,5 + 9,5
NCR1012	5000	10000	100	0,5 + 11,5

# BRACHE DI FUNE DI ACCIAIO ZINCATO

## ANIMA TESSILE



Fune Ø mm	Portata		Portata		Dimensione Asole Ax B mm	Redancia C mm
	Kg	Kg	0-45° Kg	45-60° Kg		
3	100	200	140	100	40x80	13
4	180	360	250	180	50x100	14
5	280	560	390	280	50x100	16
6	400	800	550	400	50x100	18
8	700	1400	1000	700	65x130	24
10	1000	2000	1400	1000	80x160	28
12	1500	3000	2000	1500	100x200	32
14	2000	4000	2800	2000	110x220	36
16	2900	5800	4000	2900	130x260	38
18	3600	7200	5000	3600	150x300	45
20	4300	8600	6000	4300	160x320	50
22	5100	10200	7200	5100	175x350	56
24	6200	12400	8700	6200	200x400	62
26	7500	15000	10600	7500	210x420	70
28	9000	18000	12700	9000	225x450	75
30	10000	20000	14000	10000	240x480	80
32	11000	22000	15500	11000	260x520	95
34	13000	26000	18300	13000	280x560	100
36	14800	29600	21000	14800	290x580	110
40	18000	36000	25500	18000	320x640	120
42	20000	40000	28300	20000	340x680	150
44	22000	44000	31100	22000	350x700	150
46	24000	48000	34000	24000	370x740	160
48	26500	53000	37500	26500	380x760	160
50	29000	58000	41000	29000	400x800	170

### Tipo AS-AS

Con Asole

Fune Zincata tipo FZN 619 T – FZN 636 T – Anima tessile

Lunghezza minima L: circa 50 volte il diametro della fune.


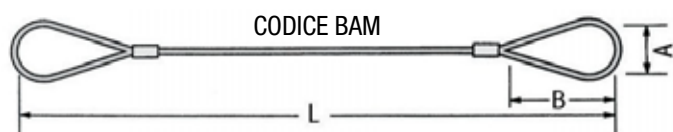
### Tipo RD-RD

Con Redance

Fune Zincata tipo FZN 619 T – FZN 636 T – Anima tessile

Lunghezza minima L: circa 33 volte il diametro della fune.

**Su ordinazione forniamo  
tiranti a fune su misura**



Fune Ø mm	Portata		Portata		Dimensione Asole Ax B mm	Redancia C mm
	Kg	Kg	0-45° Kg	45-60° Kg		
3	110	220	155	110	40x80	13
4	200	400	280	200	50x100	14
5	340	680	470	340	50x100	16
6	450	900	650	450	50x100	18
8	850	1700	1200	850	65x130	24
10	1350	2700	1900	1350	80x160	28
12	1900	3800	2700	1900	100x200	32
14	2600	5200	3700	2600	110x220	36
16	3400	6800	4808	3400	130x260	38
18	4400	8800	6200	4400	150x300	45
20	5400	10800	7700	5400	160x320	50
22	6500	13000	9000	6500	175x350	56
24	7700	15400	10800	7700	200x400	62
26	9000	18000	12700	9000	210x420	70
28	10500	21000	14850	10500	225x450	75
30	12000	24000	17000	12000	240x480	80
32	13750	27500	19500	13750	260x520	95
34	15500	31000	22000	15500	280x560	100
36	17500	35000	24700	17500	290x580	110
40	21000	42000	29700	21000	320x640	120
42	23000	46000	32500	23000	340x680	150
44	25300	50600	35700	25300	350x700	150
46	27600	55200	39100	27600	370x740	160
48	30500	61000	43000	30500	380x760	160
50	33300	66600	47100	33300	400x800	170

### Tipo ASM-ASM

Con Asole

Fune Zincata tipo FZN 719 – FZN 636 AC – Anima metallica

Lunghezza minima L: circa 50 volte il diametro della fune.

### Tipo RDM-RDM

Con Redance

Fune Zincata tipo FZN 719 – FZN 636 AC – Anima metallica

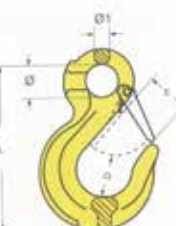
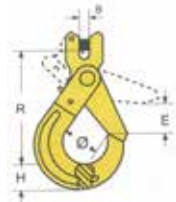
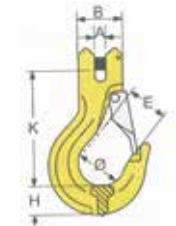
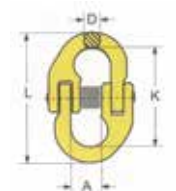
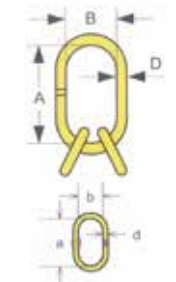
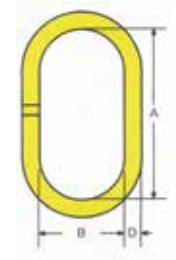
Lunghezza minima L: circa 33 volte il diametro della fune.

**Su ordinazione forniamo  
tiranti a fune su misura**

**Su richiesta forniamo il cavo  
INOX AISI 316 in acciaio Ø 8 mm  
sia 7x7 fili che 7x19 fili per linea vita  
Codice LV7 - LV19**



CODICE	DIAMETRO CATENA (mm)	PORTATA kg	MISURE			PESO kg			
CAMPANELLA OVALE									
			A	B	D				
<b>NC006-8</b>	6	<b>1600</b>	110	60	14	0,34			
<b>NC007-8</b>	7	<b>2120</b>	110	60	14	0,34			
<b>NC008-8</b>	8	<b>3150</b>	110	60	16	0,53			
<b>NC010-8</b>	10	<b>5300</b>	135	75	18	0,823			
<b>NC013-8</b>	13	<b>8000</b>	160	90	22	1,5			
CAMPANELLA TRIPLA									
			B	D	A	b	d	a	
<b>NCT06-8</b>	6	<b>2360</b>	75	18	135	25	13	54	1,18
<b>NCT07-8</b>	7	<b>3150</b>	75	18	135	38	13	60	1,24
<b>NCT08-8</b>	8	<b>4250</b>	90	22	160	34	16	70	2,2
<b>NCT10-8</b>	10	<b>6700</b>	100	26	180	40	18	85	3,4
<b>NCT13-8</b>	13	<b>11200</b>	110	32	200	50	22	115	6,1
MAGLIA DI GIUNZIONE									
			A	L	K	D			
<b>NMG06-8</b>	6	<b>1120</b>	16,2	58	42	7	0,08		
<b>NMG07.08-8</b>	7/8	<b>2050</b>	20,5	79,5	58	8,5	0,145		
<b>NMG10-8</b>	10	<b>3150</b>	28	93	68	10,8	0,3		
<b>NMG13-8</b>	13	<b>5300</b>	30	117	90	15	0,7		
GANCIO ACCORCIATORE									
			E	DIAM	H	R	L		
<b>NGA06-8</b>	6	<b>1120</b>	8	13,5	16	51	75,2	0,14	
<b>NGA07.08-8</b>	7/8	<b>2000</b>	10,8	17	18,5	60,5	88,5	0,245	
<b>NGA10-8</b>	10	<b>3150</b>	13	20	29	79,5	122	0,65	
<b>NGA13-8</b>	13	<b>5300</b>	16,5	26	42,8	99,7	158	1,39	
GANCIO CLEVIS CON SICURA									
			A	B	DIAM	H	K	E	
<b>NGCL06-8</b>	6	<b>1120</b>	8	32	35	23	76	26	0,32
<b>NGCL07.08-8</b>	7/8	<b>2000</b>	9,5	37	37	32,5	85,5	29	0,52
<b>NGCL10-8</b>	10	<b>3150</b>	13	49	46	35	104	39	1,05
<b>NGCL13-8</b>	13	<b>5300</b>	16,5	56,5	56	42,5	128	47	2
GANCIO CLEVIS SELF LOCKING									
			E	B	H	DIAM	R		
<b>NGCLSL06-8</b>	6	<b>1120</b>	29	8,5	19,5	34	95,5	0,5	
<b>NGCLSL07.08-8</b>	7/8	<b>2000</b>	34	9,5	24	46	121	0,8	
<b>NGCLSL10-8</b>	10	<b>3150</b>	44	12	28,5	56	146	1,5	
<b>NGCLSL13-8</b>	13	<b>5300</b>	52	15	40	69	182	2,8	
GANCIO A OCCHIO									
			DIAM	E	D	DIAM	L		
<b>NGO06-8</b>	6	<b>1120</b>	9	24	21	20	108	0,3	
<b>NGO07.08-8</b>	7/8	<b>2000</b>	11	30	26	25	133	0,4	
<b>NGO10-8</b>	10	<b>3150</b>	15	34	39	38	167	0,9	
<b>NGO13-8</b>	13	<b>5300</b>	19	39	54	43	213	1,7	



CODICE	DIAMETRO CATENA (mm)	PORTATA kg	MISURE			PESO kg
--------	----------------------	------------	--------	--	--	---------

### GANCIO A OCCHIO SELF LOCKING



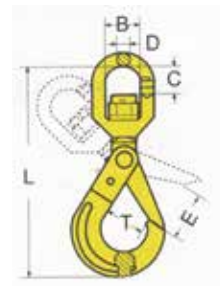
			DIAM	R	D	DIAM	H	E	
<b>NGOSL06-8</b>	6	<b>1120</b>	22	111	10	34	19,5	28	0,5
<b>NGOSL07.08-8</b>	7/8	<b>2000</b>	25	136	12	46	24	34	0,8
<b>NGOSL10-8</b>	10	<b>3150</b>	32	171	15	56	28,5	44	1,55
<b>NGOSL13-8</b>	13	<b>5300</b>	40,5	209	19,5	69	40	52	3,2



### GANCIO GIREVOLE SELF LOCKING



			B	C	D	L	T	E	
<b>NGGSL06-8</b>	6	<b>1120</b>	32,5	22	11,3	170	34	29	0,71
<b>NGGSL07.08-8</b>	7/8	<b>2000</b>	3,5	26	12,5	210	46	34	1,10
<b>NGGSL10-8</b>	10	<b>3150</b>	42	34	15	247	56	44	2,00
<b>NGGSL13-8</b>	13	<b>5300</b>	50	38,5	16	302	69	520	4,00



### TARGHETTA PER PENDENTI A CATENA



**NTP**

### CATENA



<b>NC06-8</b>	6	<b>1100</b>
<b>NC07-8</b>	7	<b>1500</b>
<b>NC08-8</b>	8	<b>2000</b>
<b>NC10-8</b>	10	<b>3150</b>
<b>NC13-8</b>	13	<b>5300</b>

### SICUREZZE



<b>NSG06</b>	<b>1120</b>
<b>NSG07.08</b>	<b>2000</b>
<b>NSG10</b>	<b>3150</b>
<b>NSG13</b>	<b>5300</b>

**Su ordinazione forniamo  
accessori grado 100**



PORTATA IN TONNELLATE			FATTORE DI SICUREZZA 1:4				
DIAM. CATENA	BRACCIO SINGOLO		2 BRACCI		3 O 4 BRACCI		SENZA FINE
	-	-	$\beta$ -max 0° - 45°	$\beta$ -max 45° - 60°	$\beta$ -max 0° - 45°	$\beta$ -max 45° - 60°	
FATTORE	1	0.8	1.4	1	2.1	1.5	1.6
6	1.12	0.90	1.60	1.12	2.35	1.70	1.80
8	2.00	1.60	2.80	2.00	4.25	3.00	3.20
10	3.15	2.50	4.25	3.15	6.70	4.75	5.00
13	5.30	4.25	7.50	5.30	11.20	8.00	8.50

### PENDENTI A CATENA GANCIO CLEVIS CON ACCORCIATORE

	CODICE PER ORDINE	CODICE	PORTATA kg
1 BRACCIO	N801	(NPC1B.CL.A.07.8)	1500
	N802	(NPC1B.CL.A.08.8)	2000
	N803	(NPC1B.CL.A.010.8)	3150
	N804	(NPC1B.CL.A.13.8)	5300
2 BRACCI	N805	(NPC2B.CL.A.07.8)	2120
	N806	(NPC2B.CL.A.08.8)	2800
	N807	(NPC2B.CL.A.10.8)	4250
	N808	(NPC2B.CL.A.13.8)	7100
4 BRACCI	N809	(NPC4B.CL.A.07.8)	3150
	N810	(NPC4B.CL.A.08.8)	4250
	N811	(NPC4B.CL.A.10.8)	6700
	N812	(NPC4B.CL.A.13.8)	10000

**Su ordinazione forniamo pendenti grado 100**

### PENDENTI A CATENA GANCIO SELF LOCKING CON ACCORCIATORE

	CODICE PER ORDINE	CODICE	PORTATA kg
1 BRACCIO	N813	(NPC1B.CL.SL.A.07.8)	1500
	N814	(NPC1B.CL.SL.A.08.8)	2000
	N815	(NPC1B.CL.SL.A.10.8)	3150
	N816	(NPC1B.CL.SL.A.13.8)	5300
2 BRACCI	N817	(NPC2B.CL.SL.A.07.8)	2120
	N818	(NPC2B.CL.SL.A.08.8)	2800
	N819	(NPC2B.CL.SL.A.10.8)	4250
	N820	(NPC2B.CL.SL.A.13.8)	7100
4 BRACCI	N821	(NPC4B.CL.SL.A.07.8)	3150
	N822	(NPC4B.CL.SL.A.08.8)	4250
	N823	(NPC4B.CL.SL.A.10.8)	6700
	N824	(NPC4B.CL.SL.A.13.8)	10000